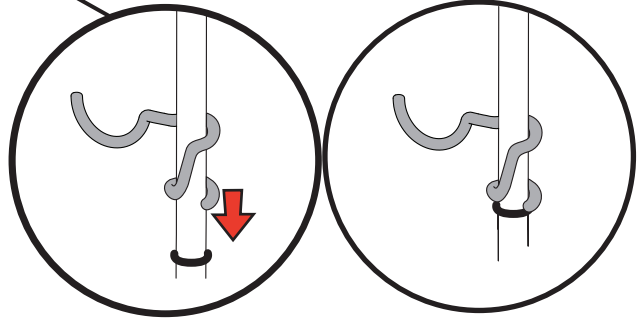


PATENTS PENDING
© Copyright 2009



IMPORTANT WARNING:

DO NOT EXCEED MAXIMUM TOTAL WEIGHT LIMIT OF 220 LBS (100 Kgs)

MAX LOAD Per Large Hook 30 LBS (13.5 kgs)

MAX LOAD Per Small Hook 10 LBS (4.5 kgs)

MAX WEIGHT Per Bike 50 LBS (22.7 kgs)

TIP: Wait to fully tighten bolts, until all parts of rack are assembled.

SEE REVERSE SIDE FOR ASSEMBLY PROCEDURE

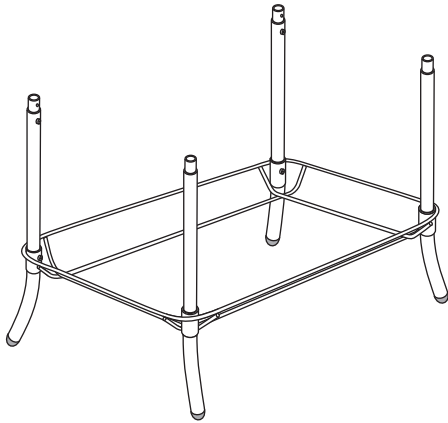


Delta Design Company
125 Washington St. Unit #7
Foxborough, MA 02035 USA

CEZANNE RS7003
ASSEMBLY DIAGRAM

© Copyright 2006-2009

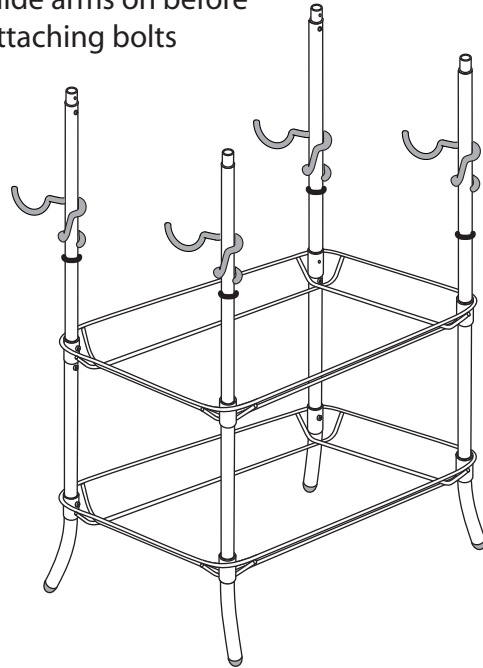
1



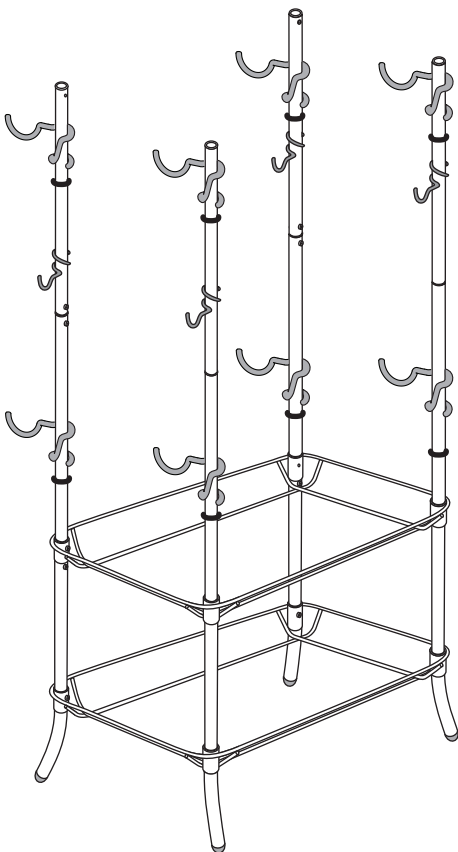
Assemble from the bottom to the top

Slide arms on before attaching bolts

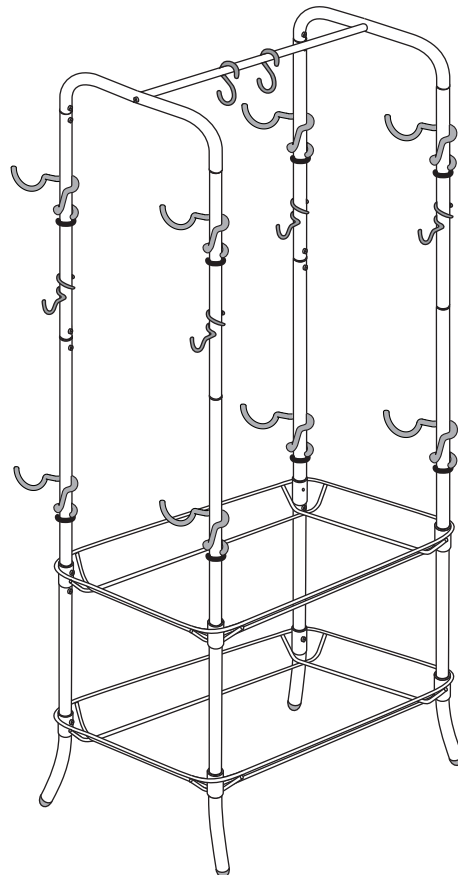
2



3



4



SEE REVERSE SIDE FOR PARTS DIAGRAM

SAFETY WARNING: Distribute weight evenly on rack to avoid possibility of rack and contents tipping over and causing injury. Avoid protruding hooks where they could cause injury if accidentally walked into. Do not climb or allow children to play on this rack.



Delta Cycle Corporation
21 Cocasset Street
Foxborough, MA 02035 USA

CEZANNE RS7002
ASSEMBLY DIAGRAM

© Copyright 2006-2009